

E600 User Guide



# COHITA

PERSONAL ELECTRONIC VAPORIZER

NO TAR • NO CARBON MONOXIDE • NO FLAME • NO POLLUTION



  
ePuffer<sup>®</sup>

Extending Smokers' Life!<sup>™</sup>

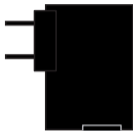
**Congratulations and thank you for purchasing  
ePuffer COHITA E600 Electronic Cigar**

Now you can start a new beginning for a healthier lifestyle, which also creates an environmental friendly living space for your family and friends.

Please read this manual carefully and follow its instructions before using ePuffer COHITA Personal Electronic Cigar.

# Table of Contents

Box contents.....	1
Product Introduction.....	2
Caution.....	3
Warranty Information.....	4
Product Description.....	5-8
How to use ePuffer Electronic Cigar .....	9-11
Disposable Atomized Cartridge and e-Liquid.....	12
Troubleshooting.....	13-14
Allowed and Forbidden users.....	15
How to Quit Smoking using ePuffer Electronic Vaporizing Devices ...	17



AC to USB Charger / Adaptor




USB Charger

COHITA E600

Atomized Cartridge

5pcs.



Rechargeable Battery

2pcs.

ePuffer COHITA Electronic Cigar is a nonflammable electronic atomizing device, that performs similarly to traditional smoking. It looks, feels and tastes like a cigar and delivers all the pleasures of smoking, without all the problems. The secret to what makes the ePuffer Electronic Cigar better than traditional smoking is what is inside this revolutionary new product.

The non-flammable Electronic Cigar is driven by modern microelectronic technology, a rechargeable battery and a unique, safe disposable cartridge containing water, medical grade propylene glycol or vegetable glycerine, natural nicotine extracted from vegetables and tobacco leaf, a scent that emulates a tobacco flavor and a membrane to suspend the ingredients.

When using the COHITA Electronic Cigar, the act of inhaling or smoking it produces the tactile and craving satisfactions traditional smokers seek, and triggers a vaporizing process that releases a simulated smoke that is actually a vapor mist that harmlessly evaporates into the air within a few seconds.

**Please read this user's manual carefully, before using the product.**

A proper operation procedures must be followed to prevent any unnecessary product malfunction and damage. Keep the product away from high temperature and store in normal room temperature. Don't connect anode and cathode of the battery components with metal, to prevent short circuit. Keep electronic cigarette out of children's reach.

For people with adverse reaction after using this product, it is recommended to use the cartridge with a lower nicotine density.

Never expose the batteries to temperatures above 140° F (60° C) such as in car parked in the sun or under direct sunlight.

**RECYCLING LITHIUM-ION BATTERIES**

Lithium-Ion batteries are recyclable. You can help preserve our environment by returning your used rechargeable batteries to the collection and recycling location nearest you.

For more information regarding recycling of rechargeable batteries visit <http://www.rbrc.org>.

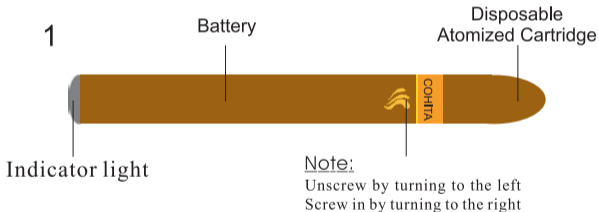
## LIMITED WARRANTY

Epuffer International Inc. (“ePuffer”) warrants this Product (including any accessories) against defects in material or workmanship as follows:

1. **LABOR:** For a period of one (1) year from the date of purchase, if this Product is determined to be defective, ePuffer will repair or replace the Product, at its option, at no charge, or pay the labor charges to any ePuffer authorized service facility. After the Warranty Period, you must pay for all labor charges.
2. **PARTS:** In addition, ePuffer will supply, at no charge, new or rebuilt replacements in exchange for defective parts for a period of; Atomizer three (3) months, Rechargeable Battery six (6) months, Wall Charger one (1) year. After the warranty period, you must pay for all parts costs.
3. **ACCESSORIES:** Parts and labor for all accessories are for 30 days.

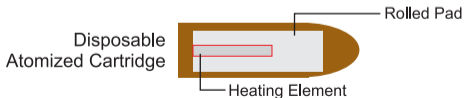
To obtain warranty service, please visit [www.epuffer.com](http://www.epuffer.com) and request an RMA number prior to sending any merchandise back to ePuffer. The RMA Authorization may be obtained electronically by email or contact us form.

## 1. ePuffer COHITA E600 Electronic Cigar assembly parts.



## 2. Disposable Atomized Cartridge

ePuffer **COHITA E600** is a second generation two-piece design electronic cigar that takes advantage of the patent pending disposable atomized cartridge with a built-in atomizer. Inside the cartridge you will find the nicotine pad and atomizing mechanism. Once the disposable cartridge is finished, all you need to do, is simply unscrew the used cartridge and screw on the fresh one. No cleaning or maintenance is required. A main advantage of this device is the atomizer is never re-used, so you don't have to worry about problems including nicotine build-up, clogging and residue. Smoker will draw in a "vapor" that looks virtually the same as a smoke from real tobacco. One COHITA E600 cartridge is equivalent to 12-15 cigars.



## 3. Battery and Charger

The COHITA E600 Electronic Cigar employs a 4.2 lithium battery and it's proprietary AC/DC USB Charger. The average battery life span is 400 recharge cycles.

The Multi-Volt Universal AC/DC battery charger is designed to operate in North America, Europe and Japan.

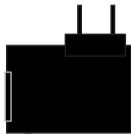
**Universal AC/DC Charger Technical Specification:** AC100-240V, 50/60Hz | DC: 12-24V



Cohita E600 Battery

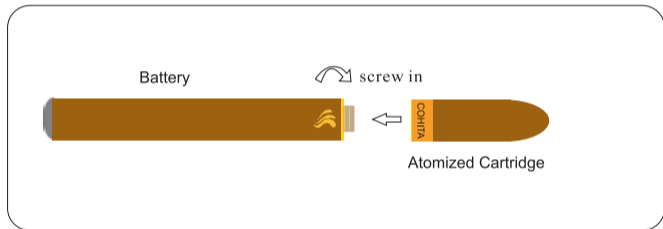


USB Charger



AC to USB Adapter

ePuffer COHITA E600 1 step Electronic Cigar assembly.



**Screw in and Smoke!**

### Operating mode:

When air flows through the device, it is detected by a microprocessor. This microprocessor then activates an atomizer which injects tiny droplets of the liquid into the flowing air. This produces a vapor mist which is inhaled by the user. The addition of propylene glycol to the liquid makes the mist better resemble normal cigarette smoke. The microprocessor also activates an orange, blue or green glowing light at the tip to simulate real smoking experience.

When your electronic cigar is not being used, it is in stand-by mode. The device will power it self as soon as the first drag is taken. By taking a puff, the battery activates the heating element inside the atomized chamber and this converts water based nicotine solution into a vapor, which can be inhaled and exhaled. When unit is not used, it is automatically in stand-by mode so there is no need to shut the unit off.

## Atomized Cartridge replacement:

Reduced vapor volume or a burnt taste indicates that the cartridge is near it's life end and needs to be replaced soon.

## Battery Replacement:

When LED light flashes for 10 times ( about 3 seconds), it indicates that battery is low and it is need to be replaced.

# How to use ePuffer Electronic Cigar

## Battery Charging

### Charging the Battery Before First Use

The battery must be fully charged before first use. It is highly recommended that this initial charge is done using a long conditioning cycle to maximize the battery's initial capacity.

While the battery is charging, the LED light at the tip of the battery and a USB charger will glow red.

When the light switches to green, the battery is fully charged and it is ready for use.



Battery Charging mode.



Battery is fully Charged.

## About Cartridges and e-liquid refill.


The cartridges for ePuffer electronic cigarettes are offered in a variety of formulations, with different flavors (e.g. tobacco flavors, fruits, mints, and coffee) and nicotine concentrations (High, Regular, Mild, Light, Ultra Light and Zero.

At the upper range of nicotine concentrations, is equivalent in nicotine delivery to average tobacco cigarettes. We also offer a range of milder options, including completely nicotine-free cartridges. Depending on the device, the solution cartridges are good for between 100 - 400 puffs. An empty cartridge can be replaced or it can be refilled with solution. This solution is called e-liquid and it is available for purchase at [www.epuffer.com](http://www.epuffer.com)

### **Storage:**

Keep in a cool and dry place. Shelf life is 12 months.

<b>Problem</b>	<b>Solution</b>
No smoke on inhale	<ol style="list-style-type: none"><li data-bbox="415 335 1365 368">1. Check the connection between battery and atomized cartridge.</li><li data-bbox="415 373 1094 407">2. Replace the battery or insert a new cartridge.</li></ol>
Reduced Smoke	<ol style="list-style-type: none"><li data-bbox="415 473 1341 506">1. When smoke volume is reduced, replace or refill the cartridge.</li><li data-bbox="415 511 1560 544">2. If after step one, you still getting reduced smoke volume, change the battery.</li></ol>
Liquid in mouth	<ol style="list-style-type: none"><li data-bbox="415 694 1117 727">1. Adjust the angle of use, don't keep it upwards.</li></ol>

Problem	Solution
Hard to use	The average break-in period is two weeks. A user must experiment and develop special electronic smoking skills.
Liquid goes in the mouth on fast inhales.	Draw smooth and slowly
The LED indicator stays on	Unscrew the atomizer and blow inside the battery. 
The atomizer part gets warm while smoking	This is a normal operational mode as atomizer is the heating element.

### **Allowed user**

The people who have been smoking for a long period of time, and suffering uncomfortable feeling.

The people working in no-smoking places but with the habit of smoking.

The smokers who want to quit smoking, painless smoking abstinence can be realized gradually by decreasing content.

### **Forbidden user**

Minors under 18 years old.

People without the habit of smoking.

People sensitive to nicotine or and other ingredients in the inhalant.

Pregnant and breast feeding women.

The patients who should avoid smoking.

## How to quit smoking using ePuffer Electronic Smoking Devices?

The idea of ePuffer is to gradually reduce daily nicotine intake.

### **Four-step method of abstention from smoking:**

Step 1: Use the cartridge with high nicotine density for 6 weeks by normal smoking habit;

Step 2: Use the cartridge with medium nicotine density for 12 weeks by normal smoking habit;

Step 3: Use the cartridge with low nicotine density for 4 weeks by normal smoking habit;

Step 4: Finally ,use the cartridge without nicotine for 2 weeks to achieve the goal of smoke abstention;

This method applies to people who have strong desire to quit smoking.

The feeling and time of every step may be different according to different people.

**If there are no plans to quit smoking, electronic cigarette can be used as healthier alternative to smoking.**

# Smoke Anywhere, No Second Hand Smoking

## Specifications

Model Number	E600
Power source	DC 4.2V 550mAh Lithium Battery
Dimensions	Length: 127mm x Ø=12mm
Weight	30g (with battery components )

No tar • No Carbon Monoxide • No Flame • No pollution



Copyright © 2007-2010 ePuffer® International Inc.

[www.epuffer.com](http://www.epuffer.com)